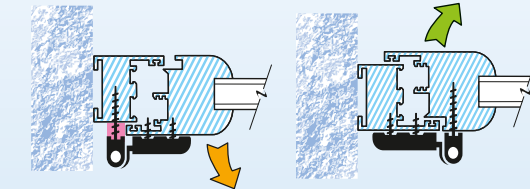
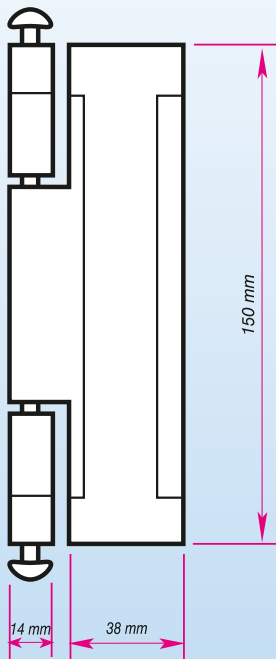


# Doublex-S

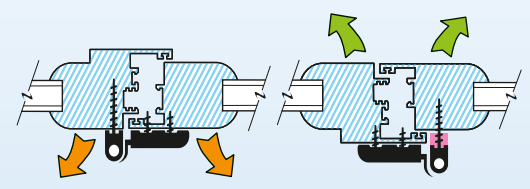


## POWERFULL ANTI-THEFT FOR ALL OPENING FRAMES (DOOR OR WINDOW)


### DEMOS OF INSTALLATION



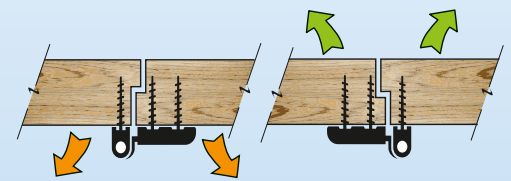
ALUMINUM SINGLE-SIDED OPENS INSIDE - OPENS OUTSIDE



ALUMINUM DOUBLE-SIDED OPENS INSIDE - OPENS OUTSIDE

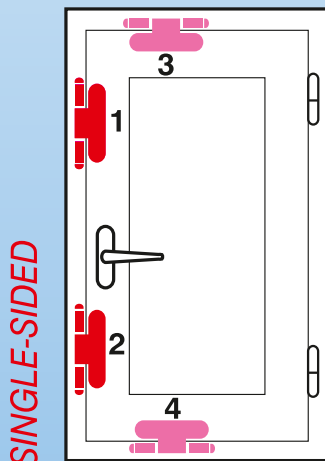


WOOD SINGLE-SIDED OPENS INSIDE - OPENS OUTSIDE

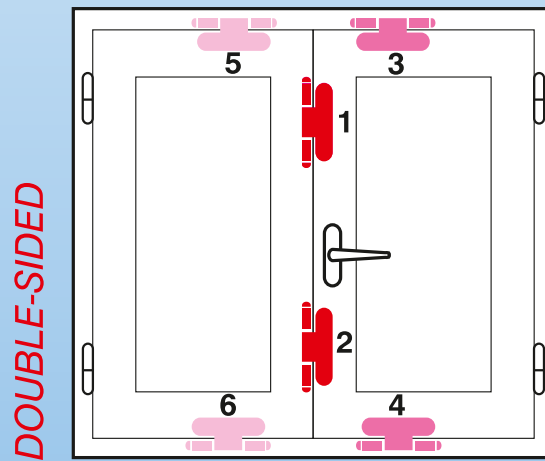


WOOD DOUBLE-SIDED OPENS INSIDE - OPENS OUTSIDE

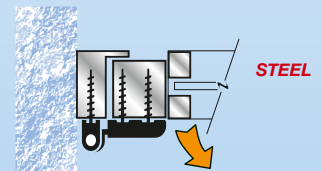
ONE OR MORE DEVICES CAN BE INSTALLED ON EACH FRAME  
POSITIONS OF INSTALLATION IN ORDER OF PRIORITY



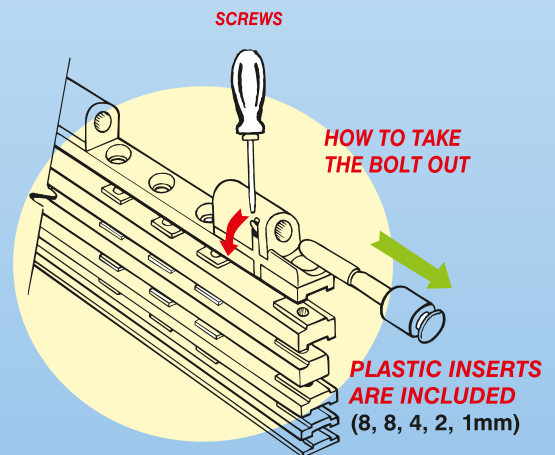
SINGLE-SIDED



DOUBLE-SIDED



STEEL



SCREWS

HOW TO TAKE THE BOLT OUT

PLASTIC INSERTS ARE INCLUDED (8, 8, 4, 2, 1mm)

POWERFUL ANTITHEFT DEVICE FOR ALL TYPES OF NON-SLIDING,  
SINGLE OR DOUBLE SIDED DOORS OR WINDOWS.  
SUITABLE FOR ALUMINUM, STEEL, WOOD AND P.V.C

INTERNATIONAL PATENT